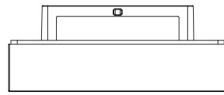
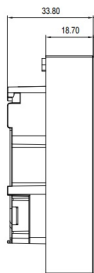


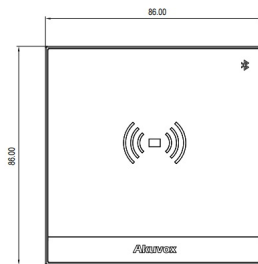
# A03 Cutsheet



5 TOP VIEW



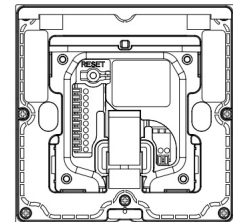
2 RIGHT VIEW



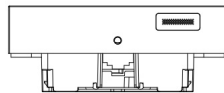
1 FRONT VIEW



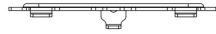
3 LEFT VIEW



4 BACK VIEW



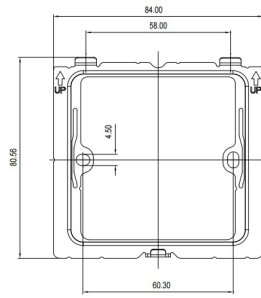
6 BOTTOM VIEW



5 TOP VIEW



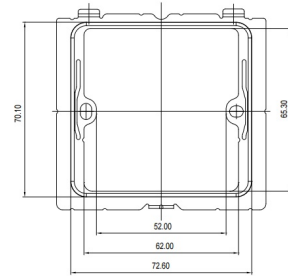
2 RIGHT VIEW



1 FRONT VIEW



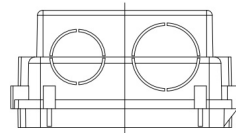
3 LEFT VIEW



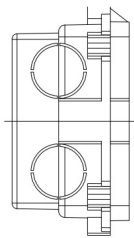
4 BACK VIEW



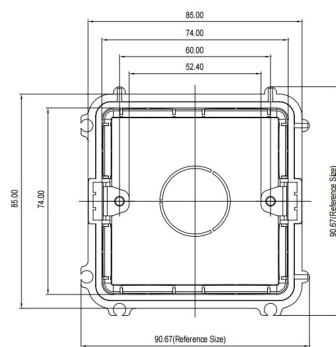
6 BOTTOM VIEW



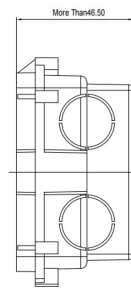
5 TOP VIEW



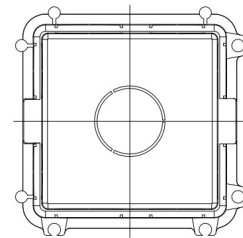
2 RIGHT VIEW



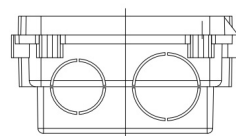
1 FRONT VIEW



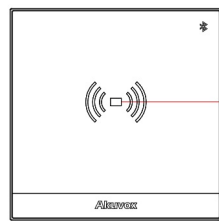
3 LEFT VIEW



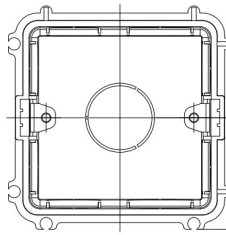
4 BACK VIEW



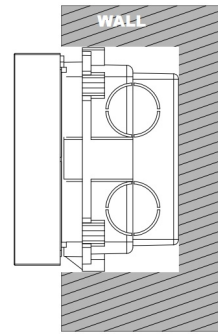
6 BOTTOM VIEW



1 INTERCOM PANEL FRONT VIEW



2 FRONT VIEW:FULL MOUNTING BOX PLACEMENT



3 SIDE VIEW:INTERCOM PANEL IN WALL

ADA Compliance Requirement

GROUND

1100mm MAX TO BOTTOM OF PANEL

1148mm MAX TO CENTER OF USABLE PARTS

GROUND

1095.33mm MAX TO BOTTOM OF BRACKET

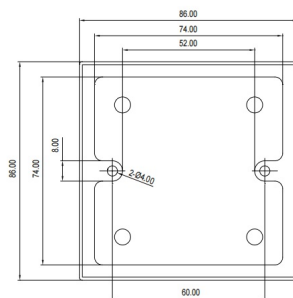
1143mm MAX TO SCREW HOLE CENTER OF BRACKET




5 TOP VIEW



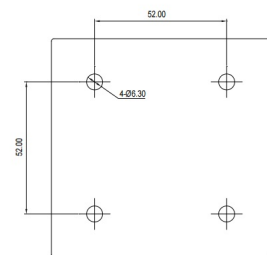
2 RIGHT VIEW



1 FRONT VIEW



3 LEFT VIEW



4 BACK VIEW



6 BOTTOM VIEW

