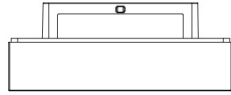
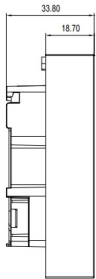


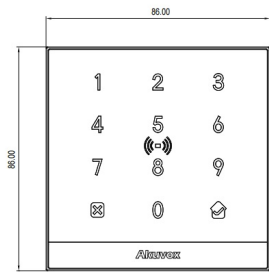
# A02 Cutsheet



5 TOP VIEW



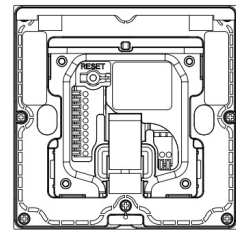
2 RIGHT VIEW



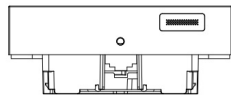
1 FRONT VIEW



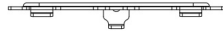
3 LEFT VIEW



4 BACK VIEW



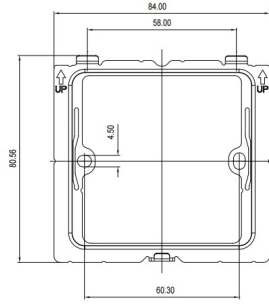
6 BOTTOM VIEW



5 TOP VIEW



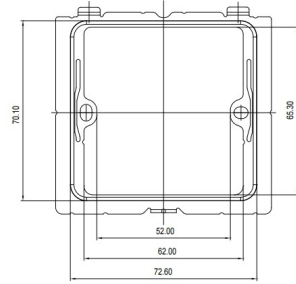
2 RIGHT VIEW



1 FRONT VIEW



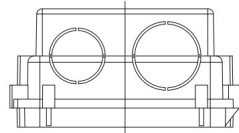
3 LEFT VIEW



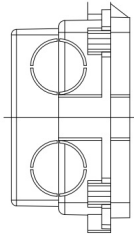
4 BACK VIEW



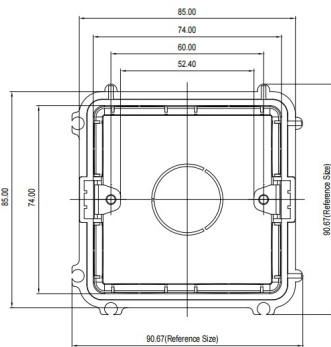
6 BOTTOM VIEW



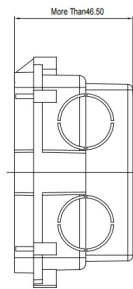
5 TOP VIEW



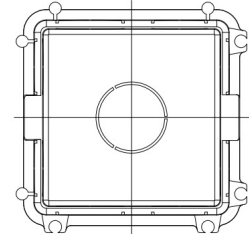
2 RIGHT VIEW



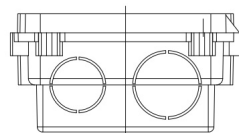
1 FRONT VIEW



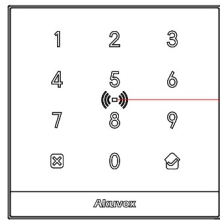
3 LEFT VIEW



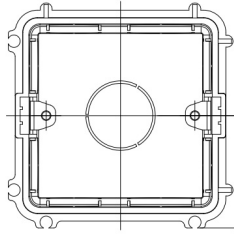
4 BACK VIEW



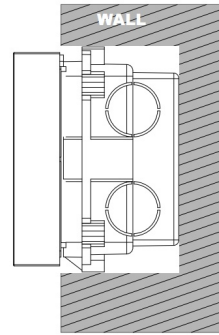
6 BOTTOM VIEW



1 INTERCOM PANEL FRONT VIEW



2 FRONT VIEW: FULL MOUNTING BOX PLACEMENT



3 SIDE VIEW: INTERCOM PANEL IN WALL

**ADA Compliance Requirement**

GROUND

1100mm MAX TO BOTTOM OF PANEL

1148mm MAX TO CENTER OF USABLE PARTS

GROUND

1095.53mm MAX TO BOTTOM OF BRACKET

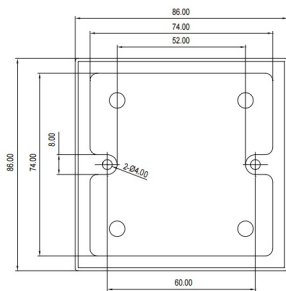
1143mm MAX TO SCREW HOLE CENTER OF BRACKET




5 TOP VIEW



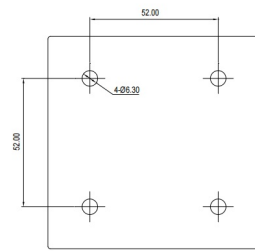
2 RIGHT VIEW



3 FRONT VIEW



3 LEFT VIEW



4 BACK VIEW



6 BOTTOM VIEW

